

COMODO
Creating Trust Online®



Comodo Applock for Android

Software Version 3.0

User Guide

Guide Version 3.0.02819

Comodo Security Solutions
1255 Broad Street
Clifton, NJ 07013

Table of Contents

1. Introduction to Comodo App Lock.....	3
2. Downloading and Installing Comodo App Lock.....	4
3. Setting up the Lock Pattern and Selecting Apps.....	4
4. Adding Apps to be Protected.....	11
5. Changing the Lock Pattern.....	14
6. Changing the Email Address for Pattern Reset.....	16
7. Resetting the Lock Pattern.....	16
8. Comodo Mobile Security.....	21
9. Comodo Antitheft.....	22
10. Comodo Backup.....	24
About Comodo Security Solutions.....	25


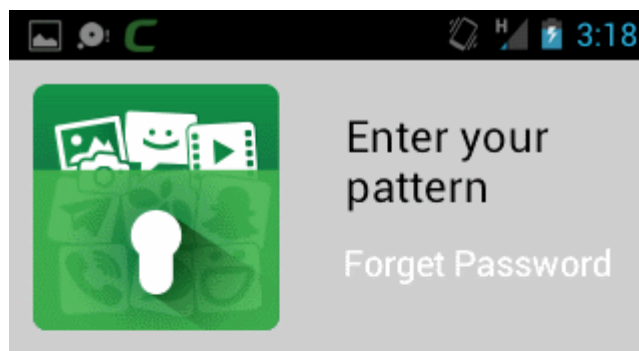
1. Introduction to Comodo App Lock

Comodo App Lock prevents applications and games on your smart phone or tablet from being accessed by others without your knowledge. You can lock any game or app you desire using a lock pattern of your choice. App Lock allows you to:

- Secure your contacts and calendar events from the prying eyes of others
- Protect banking and financial applications containing your sensitive information from access by others
- Safeguard your social website pages like Facebook, Twitter from your nosy friends
- Hide your private conversations through messenger apps like Whatsapp, Skype and so on
- Shield your pictures and videos shared through media sharing apps like Instagram
- Prevent your children from making unwanted purchases from online shopping applications
- Avoid your favorite games played by others and losing your accumulated awards

... and more.

Once an app is protected, a lock screen will be displayed whenever the app is accessed from the menu screen.



The app will open only after drawing the correct unlock pattern.

Please click the following links to jump straight to the area you need help with:

- [Downloading and Installing Comodo App Lock](#)
- [Setting up the Lock Pattern and Selecting Apps](#)

- [Adding Apps to be Protected](#)
- [Changing the Lock Pattern](#)
- [Changing the Email Address for Pattern Reset](#)
- [Comodo Mobile Security](#)
- [Comodo Antitheft](#)
- [Comodo Backup](#)

2. Downloading and Installing Comodo App Lock

Comodo App Lock can be downloaded from Google Play at <https://play.google.com/store/apps/details?id=com.comodo.cisme.applock>

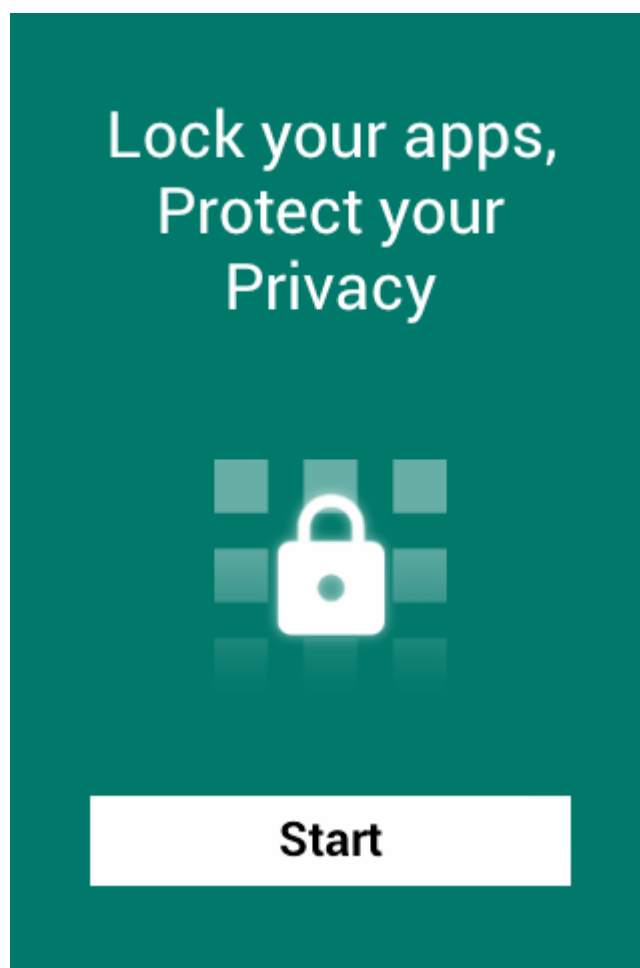
Note: You need a Google account in order to download applications from the Play store.

After successful installation, you will be prompted to start scanning your device.

- Refer to the next section [Adding Apps to be Protected](#) for more details on adding new apps

3. Setting up the Lock Pattern and Selecting Apps

Once you install the app, you can set a pattern to lock and select the apps that you want to protect.

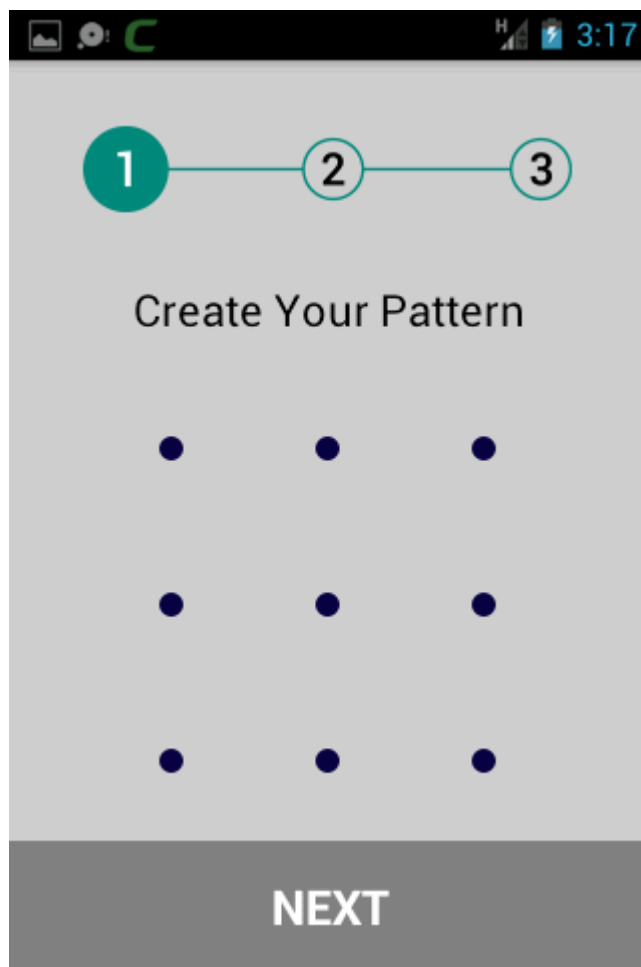


- To start the pattern setup wizard, tap 'Start'

Setting Up the Lock Pattern

Creating a lock pattern contains three steps:

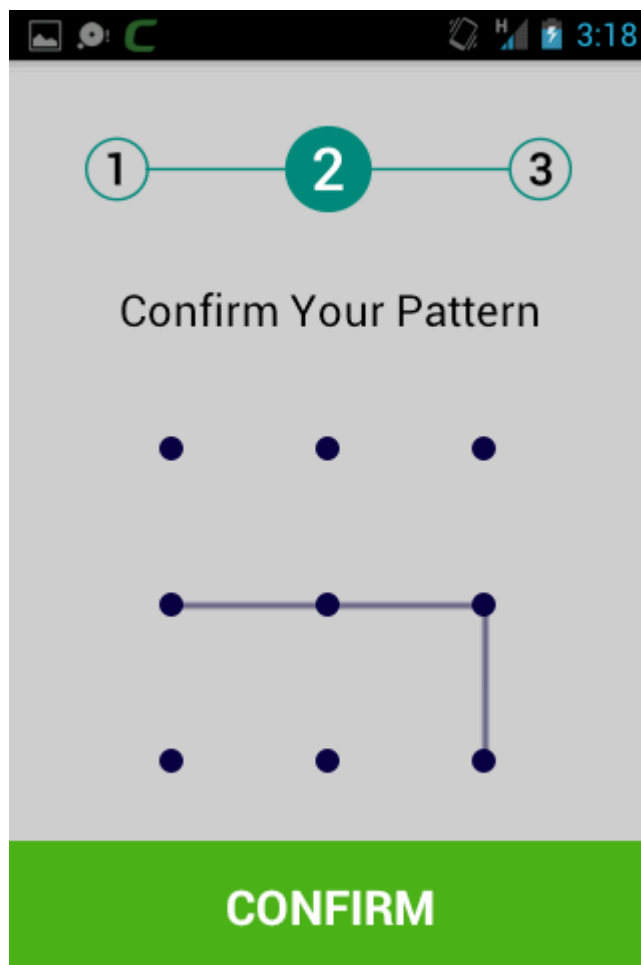
Step 1 - Create a new pattern



- Draw a pattern of your choice connecting the dots in the 3X3 matrix and tap 'NEXT'

Note: Your pattern should connect at least four dots.

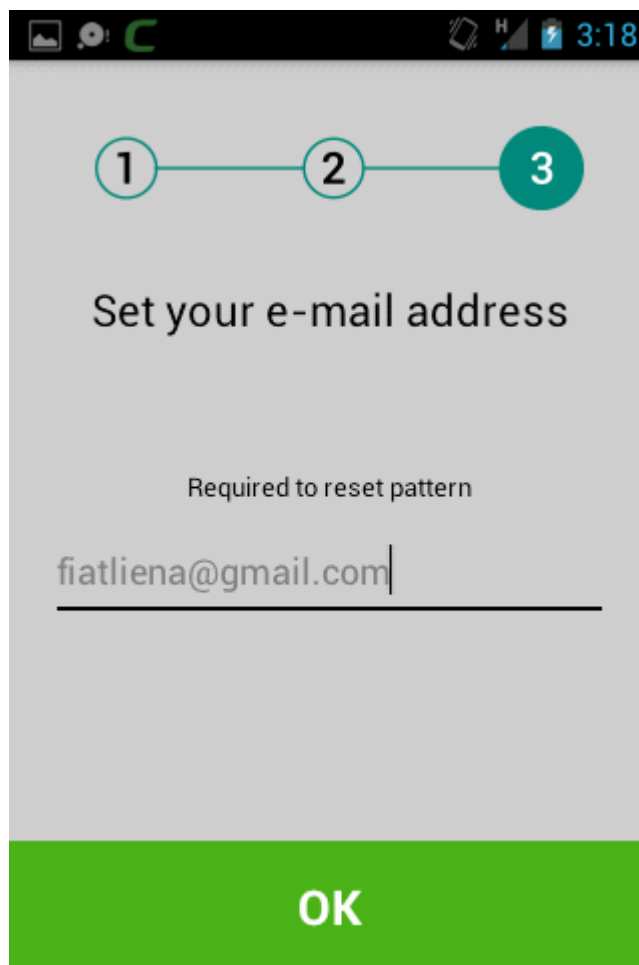
Step 2 - Confirm your pattern



- Repeat the pattern for confirmation and tap 'CONFIRM'


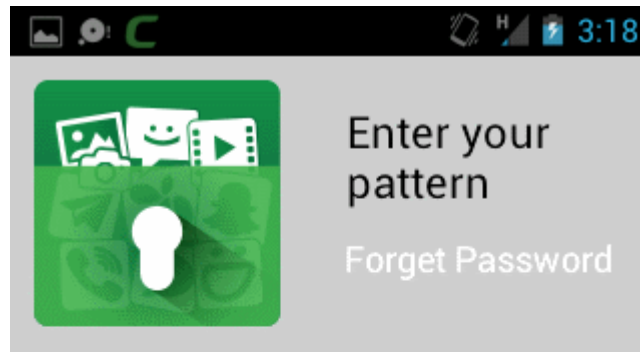
Tip: You can change the lock pattern at any time you wish. Refer to the section [Changing the Lock Pattern](#) for more details.

Step 3 - Enter your email address



- Enter your email address for receiving the pattern reset mail, in case you forgot the pattern in future and tap 'OK'

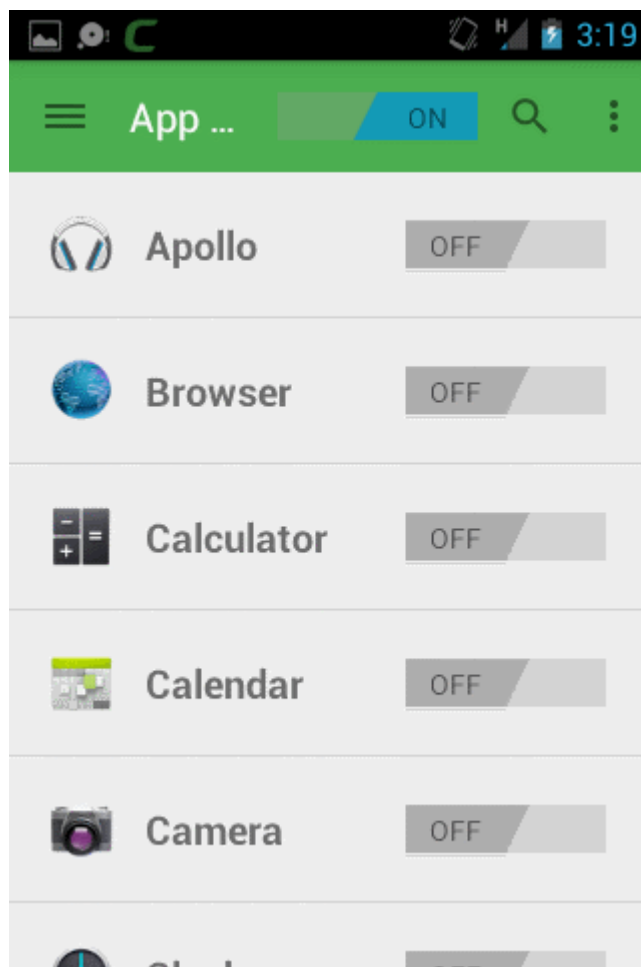
Note: You can make the app to send a pattern reset mail from the 'Forgot Password' interface. Refer to the section **Resetting the Lock Pattern** for more details. Also you can change the email address at which you wish to receive the pattern reset email at any time. Refer to the section **Changing the Email address for Pattern Reset** for more details.



- Draw the pattern to open the app and select the apps to be protected.

Selecting the apps to be protected

A list of apps that are currently installed on your device will be displayed.


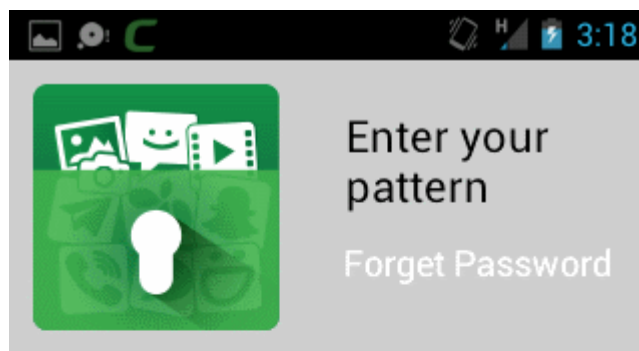


- Use the toggle switches beside the names of the apps to choose them for protection.

The app is now configured and ready to use.

You can add new apps to be protected at anytime from the App Lock home screen. Refer to the section **Adding Apps to be Protected** for more details.

Whenever a protected app is opened, the lock screen will be displayed.



The app can be accessed only after drawing the correct lock pattern.

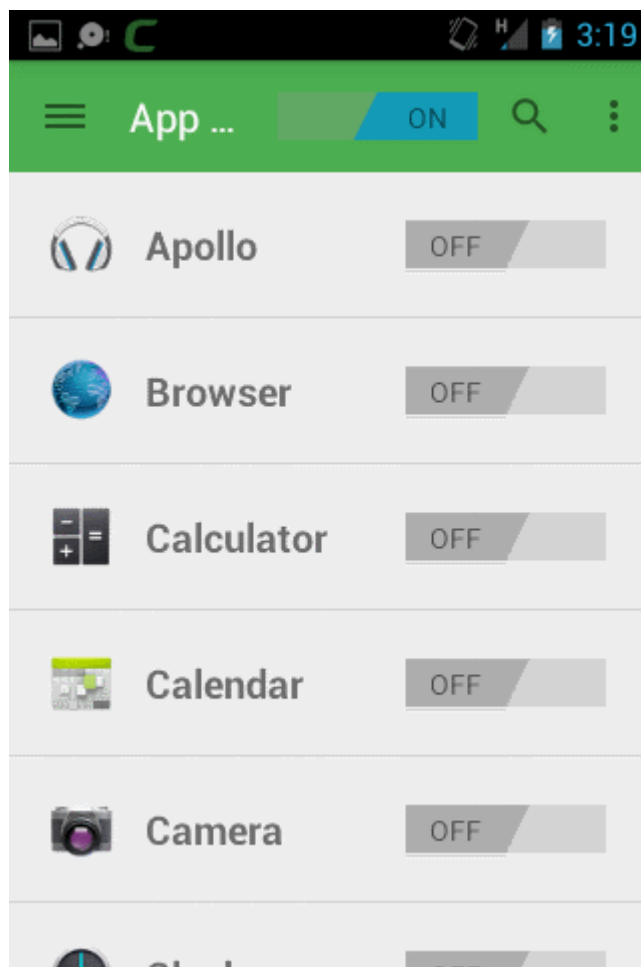
4. Adding Apps to be Protected

You can access the app list and add new apps to be protected by App Lock at anytime.

To add new apps

- Tap the App Lock icon in the menu screen and enter the unlock pattern to open the app

The list of apps that are currently installed on your device will be displayed.

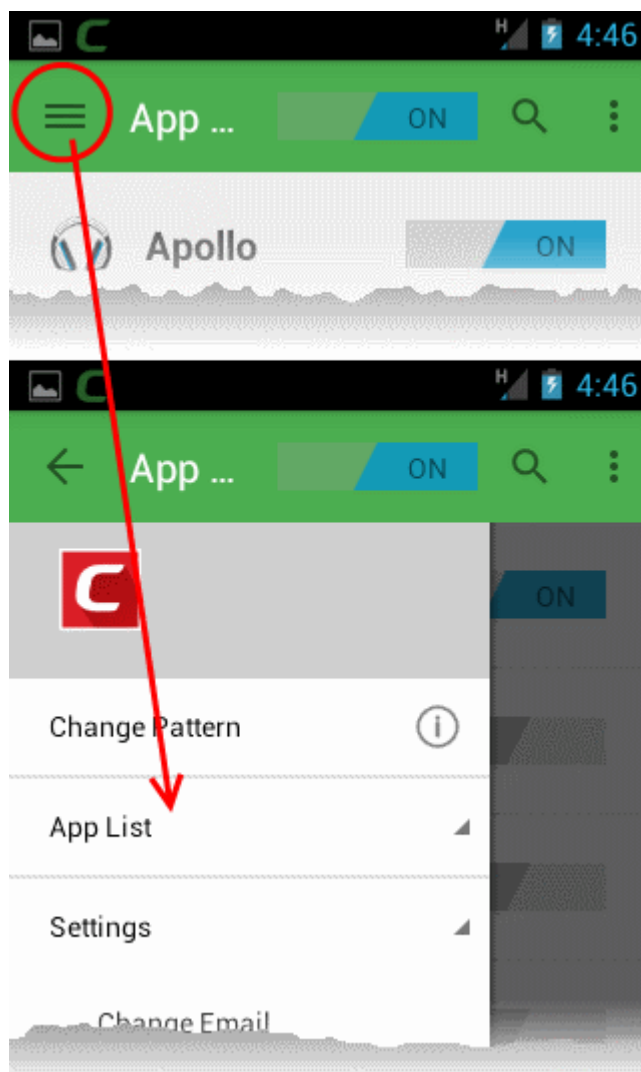


- Use the toggle switches beside the names of the apps to choose them for protection.

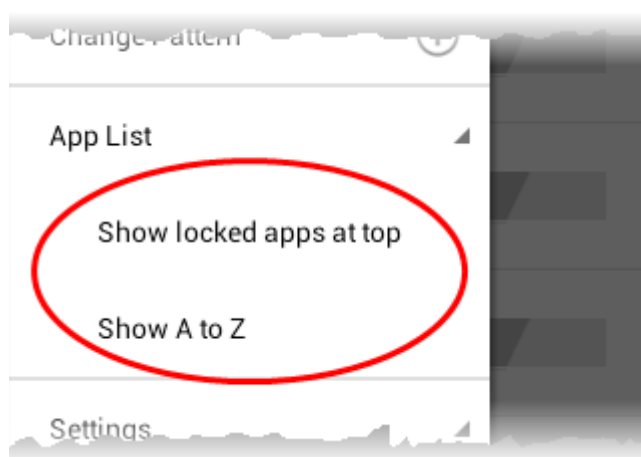
You can change the order at which the apps are displayed in the list, to search for your favorite app in the list.

To sort the app list

- Tap the menu button from the Comodo App Lock home screen and touch 'App List' from the the side drawer.



- Choose the option for sorting the list of apps displayed in the home screen



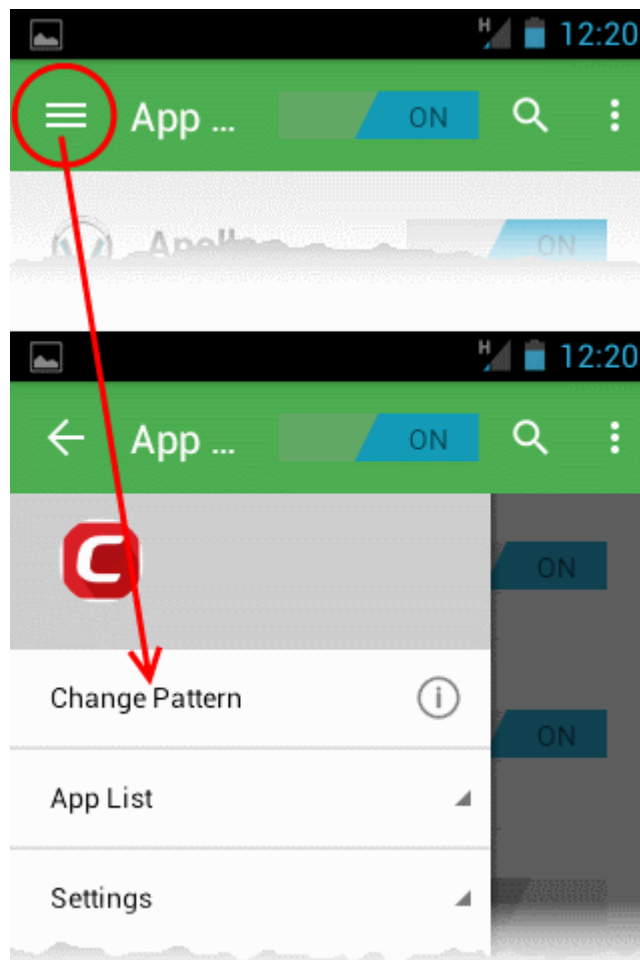
- **Show locked apps at top** – The apps that are currently protected by App Lock will be displayed first in the list
- **Show A to Z** – The applications in the list are sorted in alphabetically ascending order of their names

5. Changing the Lock Pattern

Comodo App Lock allows you to change your lock pattern at any time.

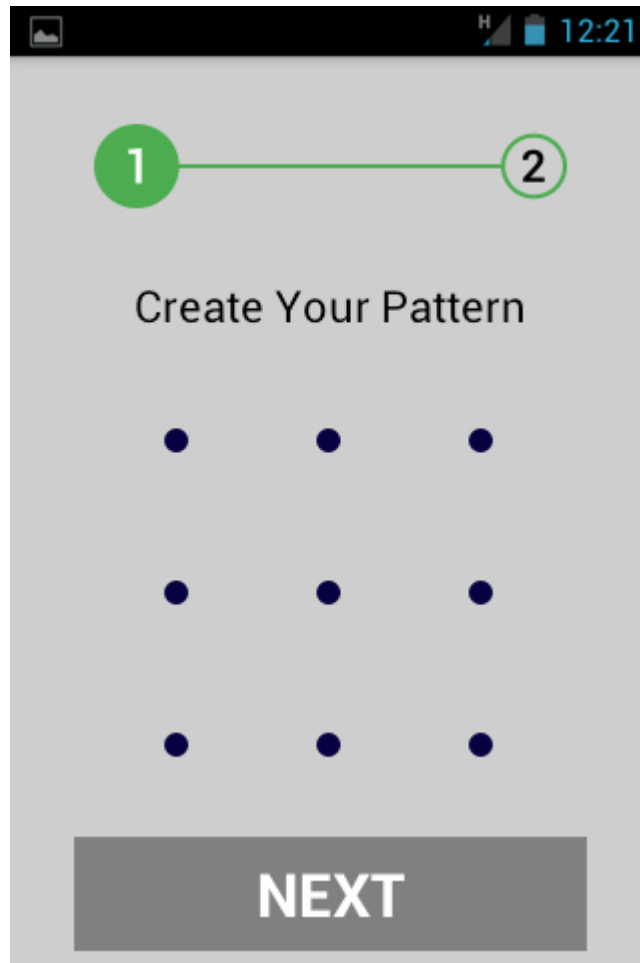
To change the lock pattern

- Tap the menu button from the Comodo App Lock home screen and touch 'Change Patten' from the the side drawer



Changing the pattern contains two steps.

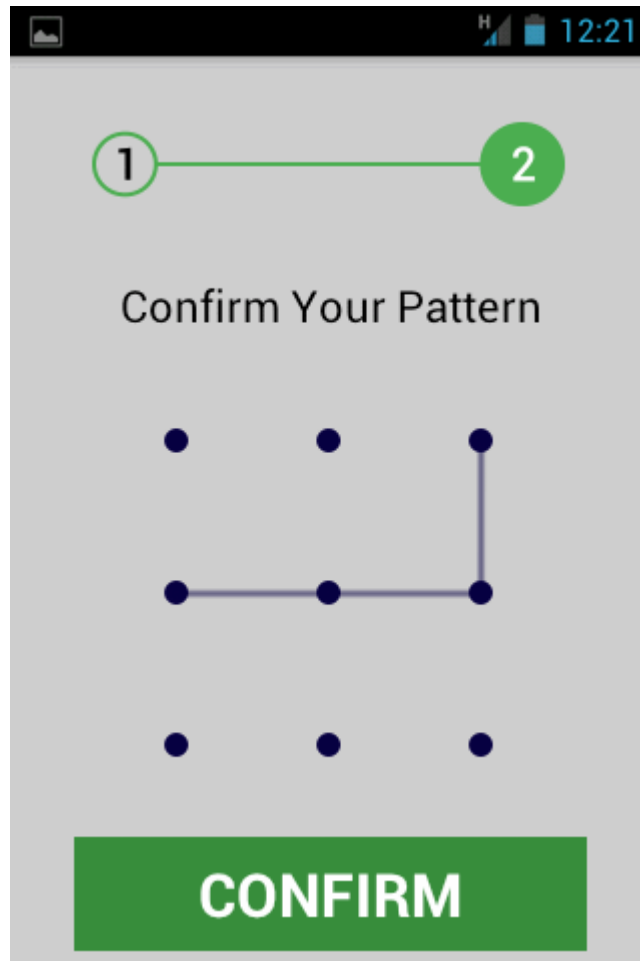
Step 1 - Create a new pattern



- Draw your new pattern connecting the dots in the 3X3 matrix and tap 'NEXT'

Note: Your pattern should connect at least four dots.

Step 2 - Confirm your pattern



- Repeat the pattern for confirmation and tap 'CONFIRM'

Your lock pattern is changed. You need to use the new pattern for accessing your protected apps.

6. Changing the Email Address for Pattern Reset

Comodo App Lock app saves your email address to send the 'Pattern Reset' mail in case you forgot the unlock pattern and wish to reset it, during its initial setup. The email address registered with the app can be changed at any time, if required.

To change the registered email address

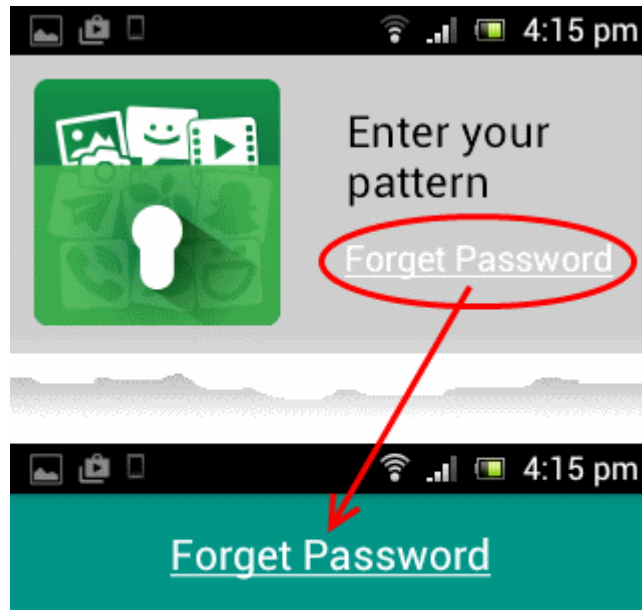
- Tap the menu button from the Comodo App Lock home screen and touch 'Change Patten' from the the side drawer.

7. Resetting the Lock Pattern

You can reset the lock pattern used for unlocking the protected apps, in case you forgot the pattern, by authenticating yourself through your email address.

To reset forgotten pattern

- Tap 'Forgot Password' link at the top right of the lock screen



1) Send security code to your e-mail

fiatliena@gmail.com

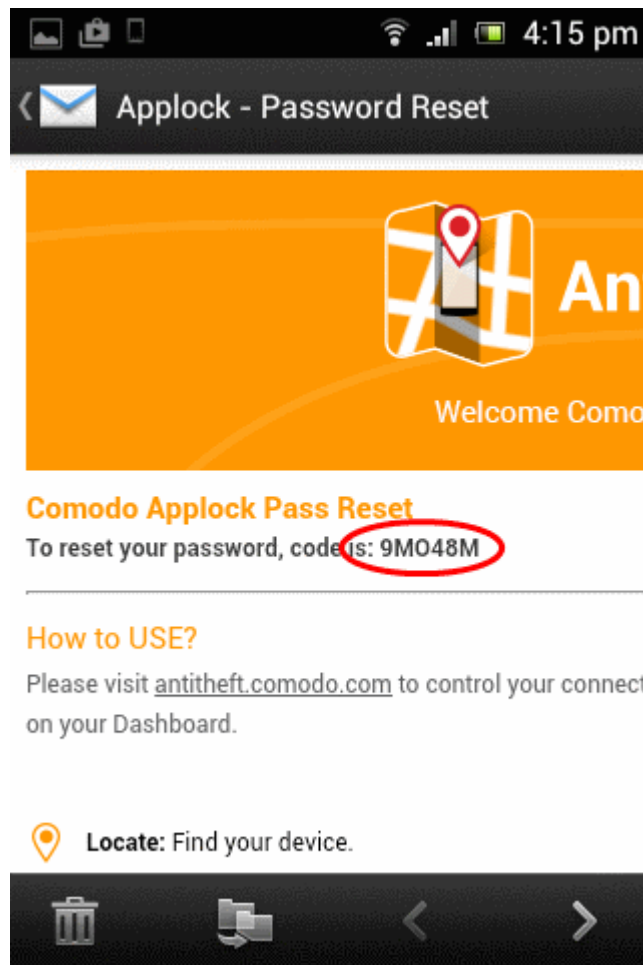
[Send security code to e-mail](#)

2) Send security code to reset pattern

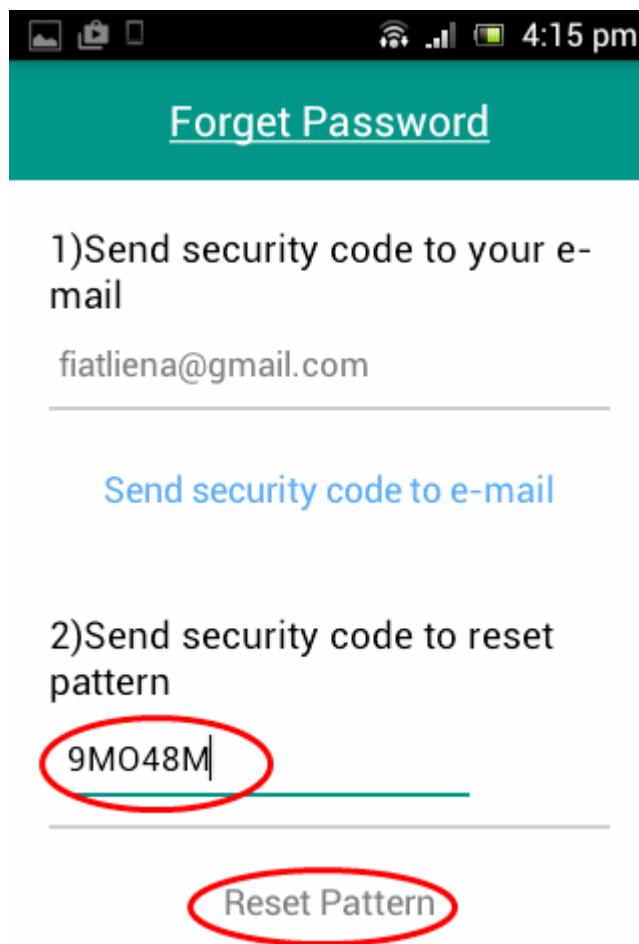
[Reset Pattern](#)

- Tap the 'Send security code to e-mail' link

Comodo App Lock will send an email containing the password reset code to the registered email address, using your default email account configured your smart phone or the tablet.

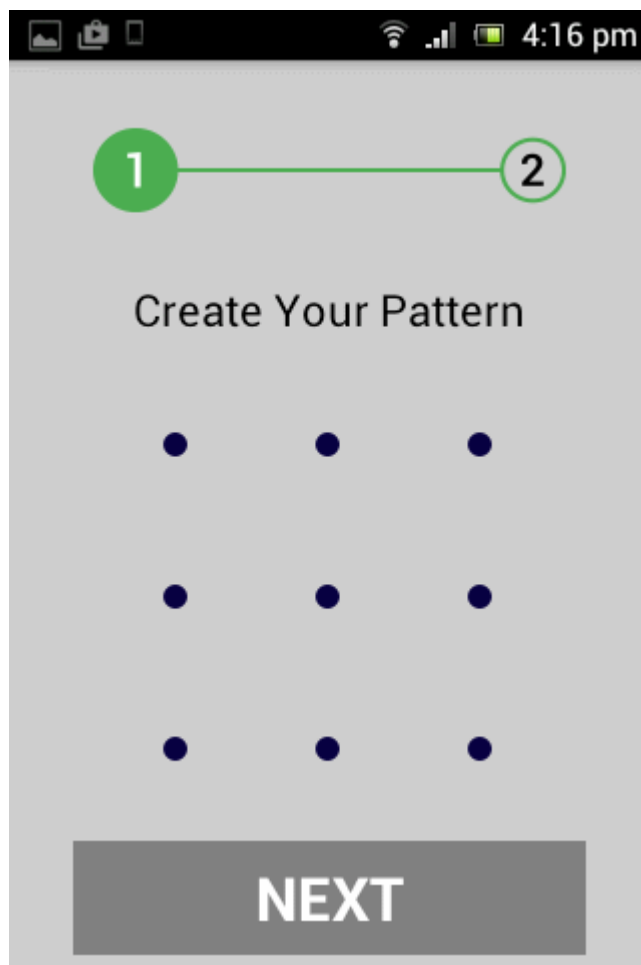


- Enter the password reset code in the 'Forgot Password' page




- Tap 'Reset Pattern'

The 'Create Your Pattern' page will appear, allowing you to draw a new lock pattern.



- Draw your new pattern connecting the dots in the 3X3 matrix and tap 'NEXT'



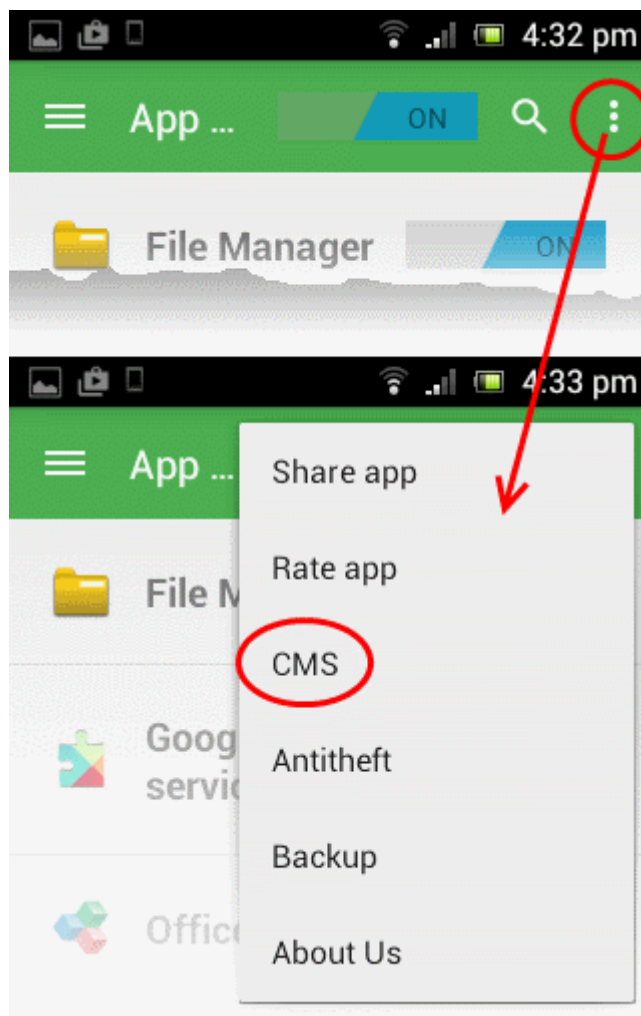
- Repeat the pattern for confirmation and tap 'CONFIRM'

Your lock pattern is changed. You need to use the new pattern for accessing your protected apps.

8. Comodo Mobile Security

Comodo Mobile Security provides 'always on' protection for Android devices against malware and unsafe applications. The on-access antivirus scanner checks every file and app that is installed or copied to your device and alerts you to any malicious activity. You can also run on-demand scans with a single touch and configure automatic scanning schedules. Comodo Mobile Security is constantly updated to provide the very highest levels of protection against zero-hour and emerging threats.

- Comodo **Mobile Security** can be accessed from the App Lock interface by touching the options icon at the top right of the home screen and choosing 'CMS'.



- If Comodo Mobile Security is not installed on your device, you will be taken to Google play store to download and install the app. After installation, choosing 'CMS' from the options will open the Comodo Mobile Security.
- If Comodo Mobile Security is already installed on your device, the app will be opened.

For more details on using Comodo Mobile Security, please refer to the products full guide at <https://help.comodo.com/topic-162-1-713-8445-Introduction-to-Comodo-Mobile-Security.html>

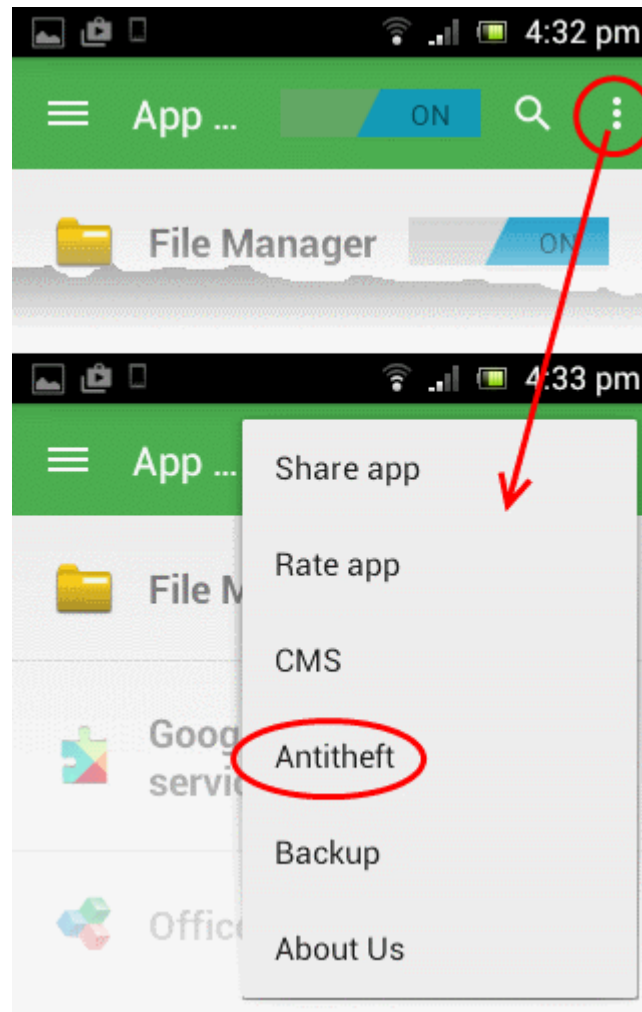
9. Comodo Antitheft

Comodo Antitheft facilitates you to locate, protect and recover your missing Android device and to prevent unauthorized access to your confidential and sensitive data stored on the device.

As the 'Swiss army knife' of anti-theft applications, Comodo Antitheft provides multiple ways to find and protect your device. All security features can be activated by logging-in to your Comodo Antitheft website account and sending commands to your lost device.

- Locate – Enables you to get the precise location of your lost device on Google Maps
- Remote Lock – Lock the home screen of your lost device to prevent people from accessing its data. It can be unlocked only on entering your Comodo Antitheft password

- Sound an alarm – Generate a siren from the misplaced device to locate it
- Remote Wipe – Delete all confidential data stored on the missing device
- Take Photo – Silently capture an image of the person in possession of the device without their knowledge
- Comodo Antitheft can be accessed from the App Lock interface by touching the options icon at the top right of the home screen and choosing 'Antitheft'.



- If Comodo Antitheft is not installed on your device, you will be taken to Google play store to download and install the app. After installation, choosing 'Antitheft' from the options will open the Comodo Antitheft.
- If Comodo Antitheft is already installed on your device, the app will be opened.

For more details on using Comodo Mobile Security, please refer to the products full guide at <https://help.comodo.com/topic-162-1-713-8445-Introduction-to-Comodo-Mobile-Security.html>

10. Comodo Backup

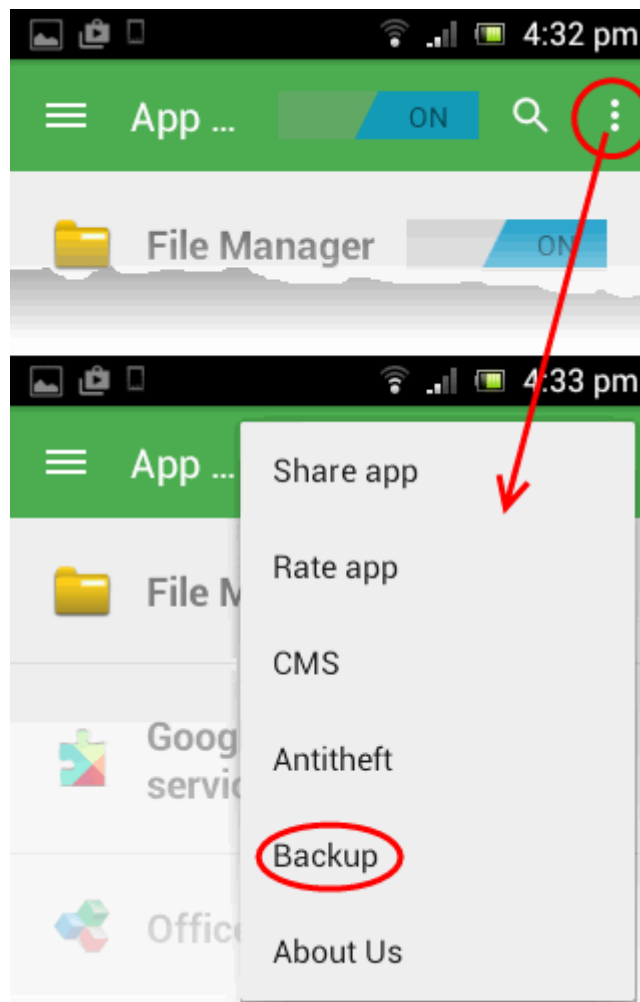
Comodo Backup for Android allows you to backup and restore valuable data such as text messages, contacts, bookmarks, applications and photos. This is especially useful if you have to restore your device to factory settings at any time.

Backup data is stored in the root directory of SD card or phone storage.

Backup allows you to:

- Backup SMS
- Backup Contacts
- Backup SMS & Contact
- Change SD Card location

Comodo Backup can be accessed from the Comodo Mobile Security interface by touching the options icon at the top right of the home screen and choosing 'Backup'.



Alternatively, tap the Backup button from the main screen

- If Comodo Backup is not already installed, you will be taken to the Google play store to download and install it. After installation, choosing 'Backup' will open the application.
- If Comodo Backup is already installed, the app will be opened.

About Comodo Security Solutions

Comodo Security Solutions is a global innovator of cybersecurity solutions, protecting critical information across the digital landscape. Comodo provides complete, end-to-end security solutions across the boundary, internal network and endpoint with innovative technologies solving the most advanced malware threats. With over 80 million installations of its threat prevention products, Comodo provides an extensive suite of endpoint, website and network security products for MSPs, enterprises and consumers.

Continual innovation and a commitment to reversing the growth of zero-day malware, ransomware, data-breaches and internet-crime distinguish Comodo Security Solutions as a vital player in today's enterprise and home security markets.

About Comodo Cybersecurity

In a world where preventing all cyberattacks is impossible, Comodo Cybersecurity delivers an innovative cybersecurity platform that renders threats useless, across the LAN, web and cloud. The Comodo Cybersecurity platform enables customers to protect their systems and data against even military-grade threats, including zero-day attacks. Based in Clifton, New Jersey, Comodo Cybersecurity has a 20-year history of protecting the most sensitive data for both businesses and consumers globally. For more information, visit [comodo.com](https://www.comodo.com) or our [blog](#). You can also follow us on [Twitter](#) (@ComodoDesktop) or [LinkedIn](#).

1255 Broad Street

Clifton, NJ 07013

United States

Tel : +1.877.712.1309

Tel : +1.888.551.1531

<https://www.comodo.com>

Email: EnterpriseSolutions@Comodo.com